

New Member Login


Welcome to the Trillium Photographic Club and hope you will enjoy your experience with us.

Every new member is setup with a login to our website. We will use the email address that you submitted on your new membership form.

We encourage all our members to log into the website as it will give you access to enter our clinics, as well as information that is not available to the general public. For example, our monthly zoom links, news, etc.

How to log in:

1. From any web browser go to: <https://trilliumphotoclub.org/>
2. In the upper left-hand corner of the menu – click on “**Login**”. You should now see a login screen.

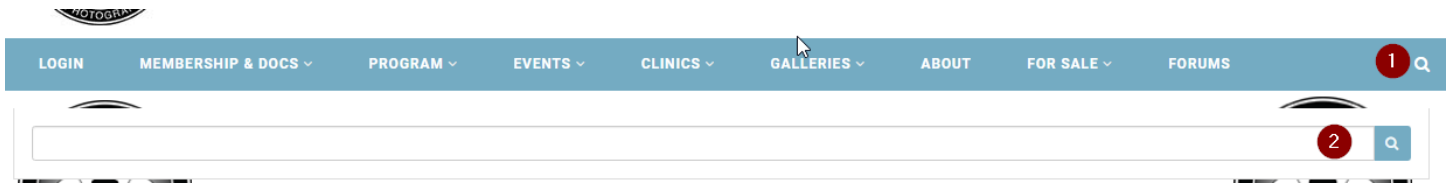


3. Type in your email address that you used on your new membership form. Then the password you were supplied. Then click “**Log in**”.

You should now be back at the main page, and you should see “Howdy, [Your name]” in the upper right-hand corner.

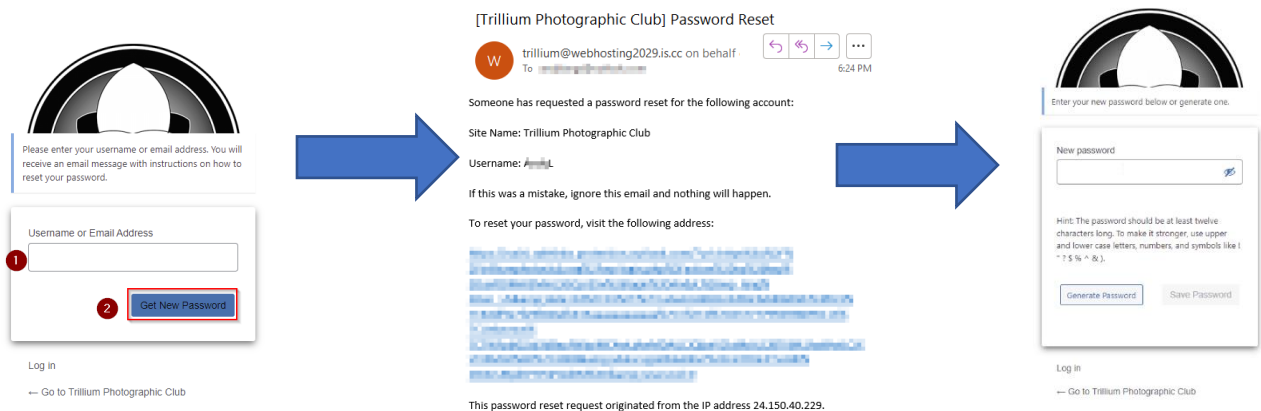


4. Need to find something? You can use the search box in the upper right corner to search the site.



5. If you did not receive a password or if you forget your password. Click on “Lost your password” on the login page. Then type in your email address and click “Get New Password”. You should now get an email with a password reset link. Click on this link and it will take you to our site to enter a new password.

If you didn’t receive an email within a few minutes – be sure to check your Junk mail folder on your email account.



If you are still having issues logging in – please email: webeditor@trilliumphotoclub.org